

PAAVAI ENGINEERING COLLEGE, NAMAKKAL – 637 018
AUTONOMOUS
B.E COMPUTER SCIENCE ENGINEERING
CURRICULAM
REGULATION 2015

SEMESTER I

Course Code	Course Title	L	T	P	C
MA 15101	Matrices and Calculus	3	2	0	4
EN 15101	Technical English I	3	0	0	3
PH 15101	Engineering Physics	3	0	0	3
CH 15101	Engineering Chemistry I	3	0	0	3
CS 15101	Computer Programming	3	0	0	3
ME 15102	Basic Civil & Mechanical Engineering	3	0	0	3
PC 15101	Physics & Chemistry Laboratory I	0	0	2	1
CS 15102	Computer Programming Laboratory	0	0	2	1
GE 15101	Engineering Practices Laboratory	0	0	4	2

SEMESTER II

Course Code	Course Title	L	T	P	C
MA 15201	Differential Equations and Complex Analysis	3	2	0	4
EN 15201	Technical English II	3	0	0	3
PH 15201	Solid State Physics	3	0	0	3
CH 15201	Engineering Chemistry II	3	0	0	3
ME 15202	Engineering Graphics	3	2	0	4
CS 15203	Data Structures and Algorithms	3	0	0	3
PC 15201	Physics & Chemistry Laboratory II	0	0	2	1
CS15204	Data Structures and Algorithms Laboratory	0	0	2	1
EN 15202	English Communication Skills Laboratory	0	0	2	1

OUTCOMES:

At the end of the course the students will be able to

- determine eigen values and eigen vectors and diagonalize real symmetric matrices.
- classify various types of functions involved in engineering fields, their differentiation techniques and applications
- find partial derivatives and apply the same to find maxima and minima of two or more variables
- implement different methods of integration used in engineering problems
- execute suitable integration techniques to calculate surface areas and volumes.

BOOKS:


1. Grewal. B.S, "Higher Engineering Mathematics", 41st Edition, Khanna Publications, Delhi,(2011).
2. P.Jayakumar, B.Kishokkumar and M.Vimala, "Mathematics -I", Global Publishers, Chennai.,(2014).

REFERENCES:

1. T. Veerarajan., "Engineering Mathematics", 3rd Edition, Tata McGraw Hill, (2011).
2. Erwin Kreyszig., "Advanced Engineering Mathematics" 10th Edition, Wiley Publications.
3. Dass, H.K., and Er. RajnishVerma," Higher Engineering Mathematics", S. Chand Private Ltd.,(2011).
4. Glyn James, "Advanced Modern Engineering Mathematics", 3rd Edition, Pearson Education,(2012).
5. Ramana B.V, "Higher Engineering Mathematics", Tata McGraw Hill Publishing Company, New Delhi, (2008).

Mapping of Course Outcomes with Programme Outcomes
(1/2/3 indicates strength of correlation) 3-strong, 2-Medium, 1-Weak

COs	Programme Outcomes(POs)													
	PO1	PO2	PO3	PO4	PO5	PO6	PO7	PO8	PO9	PO10	PO11	PO12	PSO1	PSO2
CO1	3	3	3	3	-	-	-	-	-	-	-	3	2	3
CO2	3	3	3	3	-	-	-	-	-	-	-	3	2	3
CO3	3	3	3	3	-	-	-	-	-	-	-	3	2	3
CO4	3	3	3	3	-	-	-	-	-	-	-	3	2	3
CO5	3	3	3	3	-	-	-	-	-	-	-	3	2	3



COURSE OBJECTIVES:

To enable students to

- impart knowledge about the importance of vocabulary and grammar.
- help the students of engineering and technology develop a strong base in the use of English.
- improve the reading skills of the students so as to enable them to communicate with confidence in English.
- develop their basic speaking skills in order to deliver impromptu talks, participate with confidence in conversations.
- enable students to write / draft effective essays and emails for effective communication.

UNIT I	VOCABULARY&GRAMMAR	9
---------------	-------------------------------	----------

General Vocabulary - Prefixes & Suffixes - Words used as nouns and verbs - Adjectives - Comparative adjectives - Phrasal verbs- Acronyms - Abbreviations -Tenses - Active and Passive voice - Modal verbs and Probability - Cause and Effect expressions - subject-verb agreement - yes or no questions - gerund and infinitives - imperative sentences - Prepositions-developing hints-reading short passages in English and answering multiple choice questions.

UNIT II	LISTENING	9
----------------	------------------	----------

Listening and transferring of information, listening to dialogues, listening to informal conversation- listening to short talks and answering questions- understanding the structure of conversations- telephone etiquette.

UNIT III	READING	9
-----------------	----------------	----------

Reading – Sub-Skills of reading-skimming-scanning-predicting-Reading comprehension (multiple choice and open-ended questions) with multiple choice questions. – analyzing the use of language in advertisements- –interpreting visual information - Flow Chart, Pie Chart, Graph, Bar Chart (Transcoding)

UNIT IV	WRITING	9
----------------	----------------	----------

Informal letters/ emails- writing recommendations, checklists - instructions – note making-note taking- minutes of Meeting-use of cohesive devices and reference words- essay writing – different types of essays – - Summarywriting.

UNIT V	SPEAKING	9
---------------	-----------------	----------

Self introduction - personal information Name, background, study details, areas of interest, hobbies, strengths and weaknesses, role model and future ambition –Role Plays- Presentations on a given topic – participating in GDs- fundamentals.

TOTAL : 45 PERIODS

COURSE OUTCOMES:

Upon the completion of the course, students will be able to

- use suitable vocabulary and grammar with confidence and express their ideas both in speech and writing.
- listen and comprehend classroom lectures, short talks and conversations.
- read, interpret and analyze a given text effectively, and use cohesive devices in spoken and written English.
- understand English and converse effectively.
- write flawless sentences, essays and letters.

TEXT BOOKS:

1. Elango.K, & Co., “Resonance” Cambridge University Press India Pvt.Ltd. New Delhi, 2013.
2. Dhanavel, S.P. English and Communication Skills for Students of Science and Engineering. Orient Blackswan, Chennai. 2011.

REFERENCE BOOKS:

1. Raman, Meenakshi&Sangeetha Sharma. Technical Communication: Principles and Practice. Oxford University Press, New Delhi.2011.
2. Rizvi, Ashraf. M. Effective Technical Communication. Tata McGraw-Hill, New Delhi.2005
3. Rutherford, Andrea. J Basic Communication Skills for Technology. Pearson, NewDelhi2001.

Mapping of Course Outcomes with Programme Outcomes (1/2/3 indicates strength of correlation) 3-Strong, 2-Medium, 1-Weak														
COs	Programmes Outcomes (POs)													
	PO1	PO2	PO3	PO4	PO5	PO6	PO7	PO8	PO9	PO10	PO11	PO12	PSO1	PSO2
CO1	-	-	-	-	-	-	-	2	-	2	2	1	-	-
CO2	-	-	-	-	2	3	2	3	1	3	1	-	-	-
CO3	-	-	-	3	-	2	-	2	2	2	2	2	-	-
CO4	-	-	-	-	-	2	2	2	1	3	1	1	-	-
CO5	-	-	-	2	-	-	-	3	3	-	3	1	-	-



COURSE OBJECTIVES

To enable the students to

- understand the basic concepts in properties of matter.
- recognize the knowledge in the areas of acoustics, ultrasonics and applications.
- describe the dual nature of matter, x-ray scattering and applications of Schrodinger wave equation.
- categorize the basics knowledge in interference, laser and fibre optics.
- identify the different crystal structures and crystal growth techniques.

UNIT I PROPERTIES OF MATTER**9**

Introduction- Elasticity–Hooke’s law – relationship between three moduli of elasticity (qualitative) – stress –strain diagram – Poisson’s ratio –factors affecting elasticity. Bending moment – Young’s modulus: theory and experiment (uniform and non-uniform bending) – I-shaped girders – twisting couple of a wire or cylinder -torsion pendulum –determination of rigidity modulus.

UNIT II ACOUSTICS AND ULTRASONICS**9****Acoustics:**

Introduction- classification of sound –characteristics of musical sound– decibel –Weber- Fechner law - absorption co-efficient– reverberation – reverberation time – Sabine’s formula: growth and decay of sound energy– factors affecting acoustics of buildings and their remedies.

Ultrasonics:

Introduction-properties-production: magnetostriction and piezoelectric methods–detection of ultrasonic waves Kundt’s tube–determination of velocity of sound in liquid (acoustic grating). Application: SONAR. Non destructive testing – pulse echo system through transmission and reflection modes.

UNIT III MODERN PHYSICS**9**

Black body radiation – Planck’s theory (derivation) – deduction of Wien’s displacement law and Rayleigh Jean’s law. X-ray scattering: Compton effect –derivation –experimental verification. Matter waves–de-Broglie wavelength– Schrodinger’s time independent and time dependent equations -physical significance of the wave function. Applications: particle in one dimensional box-degenerate and non-degenerate states.

UNIT IV APPLIED OPTICS**9**

Interference: Michelson interferometer: construction and working. Applications: determination of wave length and thickness. Air wedge –theory and determination of thickness of a thin wire.

Laser: properties–pumping methods -Einstein coefficients.Types:CO₂, Nd-YAG and semiconductor lasers (hetero junction) –uses.

Optical fiber: Principle and propagation of light through optical fiber– expressions for numerical aperture and acceptance angle–types of optical fibers– fiber optical communication system (block diagram) – endoscope – Fiber optic sensors: temperature and displacement sensors.

UNIT V CRYSTAL PHYSICS

9

Lattice – unit cell – Bravais lattices – lattice planes – Miller indices –derivation for inter-planar spacing in terms of Miller indices– calculation of number of atoms per unit cell , atomic radius , coordination number and packing factor for SC, BCC, FCC and HCP structures.

X-ray diffraction: Bragg’s law –diffraction methods – powder and Laue methods. Growth Techniques: Bridgman and Czochralski techniques.

TOTAL: 45 PERIODS

COURSE OUTCOMES

At the end of the course, students will be able to

- assess the elastic properties of the materials.
- relate the fundamental knowledge of acoustics which would facilitate in acoustical design of buildings and ultrasonics.
- know the development of modern physics and its applications.
- recognize the uses of laser and the propagation of light through fiber optics.
- distinguish the different crystal systems, structural determination and synthesis of crystals.

TEXT BOOKS

1. A.Marikani, Engineering Physics, PHI, New Delhi, 2013.
2. S.Vadivel&A.Pannerselvam, Engineering Physics, Jaitech Publications, 2015 (Revised edition).

REFERENCES:

1. S.Selladurai, Engineering Physics Part-I, PHI learning private limited, New Delhi, 2010.

Mapping of Course Outcomes with Programme Outcomes
 (1/2/3 indicates strength of correlation) 3-Strong, 2-Medium, 1-Weak

COs	Programmes Outcomes (POs)													
	PO1	PO2	PO3	PO4	PO5	PO6	PO7	PO8	PO9	PO10	PO11	PO12	PSO1	PSO2
CO1	-	-	-	-	-	2	3	-	3	-	-	2	-	-
CO2	-	-	2	-	-	2	-	-	-	-	2	2	-	-
CO3	3	-	2	3	-	2	-	-	-	-	2	2	-	-
CO4	3	3	2	-	-	2	3	-	3	-	2	2	-	-
CO5	3	3	-	-	3	-	-	-	3	-	2	-	-	-



COURSE OBJECTIVES

- To know the need of polymers for industrial application.
- To understand the interrelation of heat and work within the confines of the laws of thermodynamics.
- To understand the basic concepts of instrumentation, data acquisition, data processing and the principles of analytical techniques and their applications.
- To predict the number of stable phases that may exist in equilibrium for a particular system.
- To acquaint the students with the basics of Nano materials, their properties and applications.

UNIT I POLYMERS 9

Introduction: Classification of polymers – Natural and Synthetic; Thermoplastic and Thermosetting. Functionality – Degree of polymerization: Addition (Free Radical, cationic and anionic); condensation and copolymerization. Effect of polymer structure and properties of polymers strength, plastic deformation, physical state and chemical resistance. Preparation, properties and uses of Nylon 6, Teflon, epoxy resin and polycarbonate (Lexan).

UNIT II CHEMICAL THERMODYNAMICS 9

Terminology of thermodynamics- Second law: Entropy- Entropy change for an ideal gas, reversible and irreversible process; Entropy of Phase transition: Clausius inequality. Free energy and work function: Helmholtz and Gibbs free energy functions(problems); Criteria of spontaneity: Gibbs Helmholtz Equation(problems); ClausiusClapeyron equation ; Maxwell Relations- Vant Hoff Isotherm and Isochore (problems).

UNIT III ANALYTICAL TECHNIQUES 9

Spectroscopy -Types- Electromagnetic spectrum – Absorption of radiation – Beer-Lambert’s law – UV-Visible spectroscopy and IR spectroscopy – principles and instrumentation (block diagram only Electronic, Vibrational and rotational transitions. UV- visible and IR spectroscopy- principles, instrumentation (block diagram only). Estimation of iron by colorimetry – flame photometry principles and instrumentation (block diagram only) - estimation of sodium by flame photometry – Atomic absorption spectrophotometer (AAS) - principles and instrumentation (block diagram only) – estimation of nickel by AAS.

UNIT IV PHASE RULE AND ALLOYS 9

Phase rule: Introduction, and explanation of terms with examples, One Component System: Water System- Reduced phase rule- Two Component Systems- Classification- Lead- Silver system, Zinc – Magnesium system. Alloys: Introduction – Definition – properties of Alloys- significance of alloying. Functions and effect of alloying elements- Ferrous alloys- Nichrome and Stainless Steel- Heat treatment of steel: Non Ferrous alloys; Brass and Bronze.

UNIT V NANO CHEMISTRY

9

Basics-distinction between molecules, nanoparticles and bulk materials; size-dependent properties. Nanoparticles: nano cluster, nano rod, nanotube(CNT) and nanowire. Synthesis: precipitation, thermolysis, hydrothermal, solvothermal, electrode position, chemical vapour deposition, laser ablation; Properties and applications.

TOTAL : 45 PERIODS

COURSE OUTCOMES

- To select a polymeric material for a specific engineering application.
- To know the basic concepts of internal energy, enthalpy, entropy, free energy and chemical potential.
- To gain practical experience with chemical process equipment as well as to analyze and interpret data.
- To classify the states in a equilibrium in a heterogeneous system. To become familiar with the types, the heat treatment and properties of alloys .
- To identify the particle size, and the application of Nanomaterials in various fields .

TEXT BOOKS

1. P.C.Jain and Monica Jain, "Engineering Chemistry", 15th ed., DhanpatRaiPub.Co, New Delhi, (2012).
2. S.S.Dara, "A Text book of Engineering Chemistry", S.Chand&Co.Ltd ., New Delhi, (2009).

REFERENCE BOOKS

1. B. Sivasankar, "Engineering Chemistry", Tata McGraw-Hill Pub. Co. Ltd., New Delhi (2008).
2. R.Sivakumar and N.Sivakuamr, "Engineering Chemistry", Tata McGraw-Hill publishing company limited, New Delhi, (2009)
3. B.K. Sharma, "Engineering Chemistry", Krishna Prakasam Media (P) Ltd., Meerut (2001).

4. Bahl B.S., Tuli G.D. and ArunBahl., Essential of Physical Chemistry, S.Chand & Co. Ltd., New Delhi. (2010).
5. Geoffrey A ozin, Andre Arsonault and Ludovic academariti. "A chemical approach to nanomaterials", Chemistry for Royal society Revised edition London, (2009).

Mapping of course outcome with Programme Outcomes (S/M/W indicates strength of correlation) S-Strong-3, M-Medium=2, W-Weak=1.														
CO	Programmes Outcomes(POs)													
	PO1	PO2	PO3	PO4	PO5	PO6	PO7	PO8	PO9	PO10	PO11	PO12	PSO1	PSO2
CO1	1	2	2	1	-	1	3	3	2	-	1	2	-	-
CO2	2	-	2	3	-	1	-	3	1	2	2	1	-	-
CO3	2	2	-	1	2	1	3	2	1	2	1	1	-	-
CO4	2	2	2	-	2	1	3	3	-	2	-	3	-	-
CO5	-	2	-	-	-	1	3	3	2	2	1	2	-	-



COURSE OBJECTIVES

The students should be made to:

- learn the organization of a digital computer.
- be exposed to the number systems.
- learn to think logically and write pseudo code or draw flow charts for problems.
- be exposed to the syntax of C.
- learn to use arrays, strings, functions, pointers, structures and unions in C.

UNIT I INTRODUCTION TO COMPUTERS 9

Introduction – Characteristics of Computers – Evolution of Computers – Computer Generations – Classification of Computers – Basic Computer organization – Number Systems. Computer Software – Types of Software – Software Development Steps – Internet Evolution - Basic Internet Terminology – Getting connected to Internet Applications. Problem Solving Techniques- Planning the Computer Program

– Purpose – Algorithm – Flow Charts – Pseudo code. Application Software Packages- Introduction to Office Packages -CorelDraw – SGML – Illustrator (not detailed commands for examination).

UNIT II BASICS OF 'C' LANGUAGE 9

Overview of C – Constants, Variables and Data Types – Operators and Expressions – Managing Input andOutput operators – Decision Making - Branching and Looping.

UNIT III ARRAYS AND STRINGS 9

Array Concepts- Two Dimensional Array - Passing Arrays to Functions - Multi Dimensional Array. StringOperations - Sorting and Searching

UNIT IV FUNCTIONS AND POINTERS 9

Functions – Function Prototypes – Parameter Passing Methods – Recursion – Library Functions. Pointers – Pointers and Functions – Pointers and Strings – Operations on Pointers – Dynamic Memory Allocation

UNIT V STRUCTURE, UNIONS AND FILE HANDLING 9

Structures and Union – Declaring , Accessing, Initialization, Structure assignment, Nested Structure, Arrayof Structure. File Handling Functions.

TOTAL PERIODS: 45

COURSE OUTCOMES

At the end of the course, the student should be able to:

- design C Programs for problems.
- write and execute C programs for simple applications
- logically and draw flow charts for problems
- write pseudo code or draw flow charts for problems
- use arrays, strings, functions, pointers, structures

TEXT BOOKS:

1. Anita Goel and Ajay Mittal, “Computer Fundamentals and Programming in C”, Dorling Kindersley (India) Pvt. Ltd., Pearson Education in South Asia, 2011.
2. Pradip Dey, Manas Ghosh, “Fundamentals of Computing and Programming in C”, First Edition, Oxford University Press, 2009.
3. Yashavant P. Kanetkar. “Let Us C”, BPB Publications, 2011.

REFERENCES:

1. Byron Gottfried, “Programming with C”, 3rd Edition, (Indian Adapted Edition), TMH publications, 2010.
2. Stephen G.Kochan, “Programming in C”, 5th Edition, Pearson Education India, (2011).
3. Brian W. Kernighan and Dennis M. Ritchie, “The C Programming Language”, Pearson Education Inc., (2009).
4. E. Balagurusamy, “Computing fundamentals and C Programming”, Tata McGraw-Hill Publishing Company Limited, (2011).
5. Dromey R.G., “How to Solve it by Computer”, Pearson Education, Fifth Reprint, 2009.

WEB LINKS:

1. <http://www.nptel.ac.in/>
2. http://www.tutorialspoint.com/cprogramming/cprogramming_tutorial.pdf
3. <https://www.youtube.com/watch?v=QsBVjhRlfh8>

**Mapping of Course Outcomes with Programming Outcomes
(1/2/3 indicates strength of correlation) 3-Strong, 2-Medium, 1-Weak**

COs	Programme Outcomes(POs)												Programme Specific Outcomes (PSOs)	
	PO1	PO2	PO3	PO4	PO5	PO6	PO7	PO8	PO9	PO10	PO11	PO12	PSO1	PSO2
CO1	2	3	3	3	-	-	-	-	-	-	-	3	3	3
CO2	3	2	3	3	-	-	-	-	-	-	-	2	3	3
CO3	2	3	1	-	-	-	1	-	-	-	-	2	3	3
CO4	3	3	3	3	-	-	-	-	-	-	-	2	1	3
CO5	3	3	3	-	-	2	-	-	-	-	-	3	3	2



COURSE OBJECTIVES

- To impart basic knowledge on Surveying and Various Civil Engineering Materials.
- To understand the basic components involved in buildings, dams and bridges
- To gain knowledge of different power plants and their working principles
- To understand the basic working principles of IC engines and boilers
- To distinguish between different types of Refrigeration and Air conditioning systems

A – CIVIL ENGINEERING**UNIT I SURVEYING AND CIVIL ENGINEERING MATERIALS 15**

Surveying: Objects – types – classification – principles – measurements of distances – angles – leveling – determination of areas – illustrative examples. Civil Engineering Materials: Bricks – stones – sand – cement – concrete – steel sections.

UNIT II BUILDING COMPONENTS AND STRUCTURES 15

Foundations: Types, Bearing capacity – Requirement of good foundations. Superstructure: Brick masonry – stone masonry – beams – columns – lintels – roofing – flooring – plastering – Mechanics – Internal and external forces – stress – strain – elasticity – Types of Bridges and Dams – Basics of Interior Design and Landscaping.

B – MECHANICAL ENGINEERING**UNIT III POWER PLANT ENGINEERING 10**

Introduction, Classification of Power Plants – Working principle of steam, Gas, Diesel, Hydro-electric, Solar and Nuclear Power plants – Merits and Demerits – Pumps and turbines – working principle of Reciprocating pumps (single acting and double acting) – Centrifugal Pump.

UNIT IV I C ENGINES**10**

Internal combustion engines as automobile power plant – Working principle of Petrol and Diesel Engines – Four stroke and two stroke cycles – Comparison of four stroke and two stroke engines – Boiler as a power plant.

UNIT V REFRIGERATION AND AIR CONDITIONING SYSTEM**10**

Terminology of Refrigeration and Air Conditioning. Principle of vapour compression and absorption system – Layout of typical domestic refrigerator – Window and Split type room Air conditioner.

TOTAL: 60 PERIODS**COURSE OUTCOMES**

- Ability to analyze different surveying methods and understanding of various Civil Engineering Materials
- Ability to interpret the significance of various components of buildings, dams and bridges
- Ability to identify the components used in various power plant cycles.
- Ability to distinguish between Petrol, Diesel, 2-Stroke and 4-Stroke Engines
- Ability to explain the components of refrigeration and Air conditioning cycle.

TEXT BOOKS

1. Shanmugam G and Palanichamy M S, “Basic Civil and Mechanical Engineering”, Tata McGraw Hill Publishing Co., New Delhi, 1996.
2. Venugopal K and Prahua Raja V, “Basic Mechanical Engineering”, Anuradha Publishers, kumbakonam 2000.

REFERENCES

1. C.-J. Winter, Rudolf L. Sizmann, Lorin L. Vant-Hull, Solar Power Plants: Fundamentals, Technology, Systems, Economics, Springer Science & Business Media, 06-Dec-2012.
2. Seetharaman S. “Basic Civil Engineering”, Anuradha Agencies, 2005.
3. Shantha Kumar S R J., “Basic Mechanical Engineering”, Hi-tech Publications, Mayiladuthurai 2000.
4. Ramamrutham. S, “Basic Civil Engineering”, Dhanpat Rai Publishing Co. (P) Ltd. 1999.

5. V. Rameshbabu, “Basic Civil and Mechanical Engineering”, VRB Publishers (P) Ltd., Chennai, 2009

WEBLINK

- <http://www.aboutcivil.org/>
- <http://www.nptel.ac.in/courses/105107122/>
- <http://nptel.ac.in/courses/112105128/>

CO - PO Mapping

Mapping of Course Outcomes with Programme Outcomes (1/2/3 indicates strength of correlation) 3-Strong, 2-Medium, 1-Weak														
COs	Programme Outcomes(POs)													
	PO1	PO2	PO3	PO4	PO5	PO6	PO7	PO8	PO9	PO 10	PO11	PO12	PSO1	PSO2
CO1	2	2	2	1	-	-	-	-	-	-	-	1	2	1
CO2	2	2	2	1	-	-	-	-	-	-	-	1	2	1
CO3	2	2	2	1	-	-	-	-	-	-	-	1	2	1
CO4	1	2	2	-	2	-	2	-	-	-	-	1	2	1
CO5	2	2	2	-	2	-	-	-	-	-	-	1	2	1



(COMMON TO ALL BRANCHES)

PHYSICS LABORATORY- I**COURSE OBJECTIVES**

To enable the students to

- compile various experiments to enhance the basic understanding and concepts of physics in properties of matter, sound, light, thermal physics and electricity.
- learn the concept of ultrasonic waves in liquid using ultrasonic interferometer.

LIST OF EXPERIMENTS

1. a) Determination of wavelength and particle size using Laser.
b) Determination of acceptance angle in an optical fiber.
2. Determination of velocity of sound and compressibility of liquid – Ultrasonic Interferometer.
3. Determination of wavelength of mercury spectrum – Spectrometer grating.
4. Determination of thermal conductivity of a bad conductor – Lee's Disc method.
5. Determination of Young's modulus by non- uniform bending method.

COURSE OUTCOMES

At the end of the course, the students will be able to

- apply Physics principles to evaluate mechanical, electrical, thermal and optical characteristics of materials.
- determine the velocity of ultrasonic waves, compressibility of the given liquid.

CHEMISTRY LABORATORY-I**COURSE OBJECTIVES.**

To enable the students to

- analyze the hardness of water, impurities in water, water quality parameters and nature of chemicals in neutral medium.
- understand the concept of acids and bases, their importance in water.

LIST OF EXPERIMENTS

1. Determination of DO content of water sample by Winkler's method.
2. Determination of chloride content of water sample by Argentometric method.
3. Determination of strength of given hydrochloric acid using pH meter.
4. Determination of strength of acids in a mixture using conductivity meter.
5. Conductometric titration of strong acid Vs Strong base.


TOTAL : 30 PERIODS

COURSE OUT COMES

At the end of the course, the students will be able to

- know the quality of water and chemical processes taking place in different medium.
- gain analytical skills on identification of parameters in water.

Mapping of Course Outcomes with Programme Outcomes (1/2/3 indicates strength of correlation) 3-Strong, 2-Medium, 1-Weak														
COs	Programme Outcomes (POs)													
	PO1	PO2	PO3	PO4	PO5	PO6	PO7	PO8	PO9	PO10	PO11	PO12	PSO1	PSO2
CO1	3	2	3	-	3	-	2	-	-	-	-	-	-	-
CO2	2	-	3	2	-	-	-	-	-	-	-	-	-	-
CO3	-	2	1	1	2	-	2	-	-	-	-	-	-	-
CO4	3	2	-	-	3	-	-	-	-	-	-	-	-	-



COURSE OBJECTIVES

The student should be made to:

- Be familiar with the use of Office software
- Be exposed to presentation and visualization tools
- Be exposed to problem solving techniques and flow charts
- Learn to use Arrays, strings, functions, structures and unions

LIST OF EXERCISES**a) Word Processing****10**

1. Document creation, Text manipulation with Scientific notations.
2. Table creation, Table formatting and Conversion.
3. Mail merge and Letter preparation.
4. Drawing - flow Chart

b) Spread Sheet**10**

5. Chart - Line, XY, Bar and Pie.
6. Formula - formula editor.
7. Spread sheet - inclusion of object, Picture and graphics, protecting the document and sheet.
8. Sorting and Import / Export features.

c) Techpub software

9. CorelDraw – SGML – Illustrator

d) C Programming**10**

10. Data types, Expression Evaluation, Condition Statements.
11. Arrays
12. Structures and Unions
13. Functions
14. File Handling
15. Pointers

TOTAL PERIODS: 30

COURSE OUTCOMES

At the end of the course, the student should be able to:

- Apply good programming design methods for program development.
- Design and implement C programs for simple applications.
- Develop recursive programs

LIST OF EQUIPMENT FOR A BATCH OF 30 STUDENTS:

1. Standalone desktops with C compiler 30 Nos. (or)
2. Server with C compiler supporting 30 terminals or more

Mapping of Course Outcomes with Programming Outcomes (1/2/3 indicates strength of correlation) 3-Strong, 2-Medium, 1-Weak														
COs	Programme Outcomes(POs)												Programme Specific Outcomes (PSOs)	
	PO1	PO2	PO3	PO4	PO5	PO6	PO7	PO8	PO9	PO10	PO11	PO12	PSO1	PSO2
CO1	1	3	3	3	-	1	1	-	-	-	-	3	3	3
CO2	3	2	3	3	-	-	-	-	-	-	-	2	3	3
CO3	2	3	1	-	-	-	-	-	-	-	-	2	3	3
CO4	1	3	3	3	-	-	-	-	-	-	-	2	1	3



(COMMON TO ALL BRANCHES)

COURSE OBJECTIVES**To enable the students to**

- develop their knowledge in basic civil engineering practices such as plumbing, carpentry and its tool usages.
- practice some of mechanical basics such as welding, basic machining, sheet metal work, fitting.
- experience with basic electrical wiring circuits
- know about the electronic components, color coding signal generation, soldering practice..

GROUP A (CIVIL AND MECHANICAL)**I CIVIL ENGINEERING PRACTICE****BUILDINGS**

- Study of plumbing and carpentry components of residential and industrial buildings. Safety aspects.

PLUMBING WORKS

- Study of pipeline joints, its location and functions: valves, taps, couplings, unions, reducers, elbows inhousehold fittings.
- Study of pipe connections requirements for pumps and turbines.
- Preparation of plumbing line sketches for water supply and sewage works.
- Hands-on-exercise:
- Basic pipe connections – Mixed pipe material connection – Pipe connections with different joiningcomponents. (e) Demonstration of plumbing requirements of high-rise buildings.

CARPENTRY USING POWER TOOLS ONLY

- a) Study of the joints in roofs, doors, windows and furniture.
- b) Hands-on-exercise:
Wood work, joints by sawing, planing and cutting.

II MECHANICAL ENGINEERING PRACTICE**WELDING**

- Preparation of arc welding of butt joints, lap joints and tee joints.
- Gas welding practice

BASIC MACHINING

- Simple Turning, Facing, Thread cutting and Taper turning
- Drilling Practice

SHEET METAL WORK

- Model making – Trays, funnels, etc.
- Different type of joints.

FITTING

- Square fitting
- Vee – fitting models

DEMONSTRATION ON

- (a) Smithy operations, upsetting, swaging, setting down and bending. Example –
Exercise –Production of hexagonal headed bolt.
- (b) Foundry operations like mould preparation for gear and step cone pulley.

TOTAL: 30 PERIODS

GROUP B (ELECTRICAL AND ELECTRONICS)

III ELECTRICAL ENGINEERING PRACTICE

1. Study of electrical tools and safety measures
2. Basic wiring practices - Stair-case wiring, Fluorescent lamp wiring and Residential house wiring
3. Measurement of electrical parameters such as voltage, current, power & power factor in RLC circuit.
4. Measurement of energy using single phase energy meter.
5. Earthing Practices & Measurement of earth resistance using megger.
6. Study of electrical equipments such as iron box, induction heater.

IV ELECTRONICS ENGINEERING PRACTICE

1. Study of Electronic components and equipments – Resistor, color coding measurement of AC signal parameter (Peak-Peak, RMS, Period, and Frequency) using CRO.
2. Study of logic gates AND, OR, Ex-OR and NOT.
3. Generation of Clock Signal.
4. Soldering practice – Components Devices and Circuits – Using general purpose PCB.
5. Measurement of ripple factor of HWR.
6. Construction and verification of half adder circuit.
7. Construction and verification of half subtractor circuit.
8. Study of Telephone, F.M Radio and Cell Phone.

TOTAL: 30 PERIODS

COURSE OUTCOMES

At the end of this course, students will be able to

- use the tools for plumbing and carpentry works
- prepare models by -welding, machining, sheet metal and fitting
- construct electrical wiring circuit and demonstrate practically
- analyse the signal generation, solder the electronic components based on the circuits

CO - PO Mapping

Mapping of Course Outcomes with Programme Outcomes (1/2/3 indicates strength of correlation) 3-Strong, 2-Medium, 1-Weak														
COs	Programme Outcomes(POs)													
	PO1	PO2	PO3	PO4	PO5	PO6	PO7	PO8	PO9	PO 10	PO11	PO12	PSO1	PSO2
CO1	2	2	2	2	2	-	-	-	1	-	-	1	2	3
CO2	2	2	2	2	2	-	-	-	1	-	-	1	2	3
CO3	2	2	2	2	2	-	-	-	1	-	-	1	2	3
CO4	2	2	2	2	2	-	-	-	1	-	-	1	2	3



OBJECTIVES:

To enable the students to

- make the student acquire sound knowledge of techniques in solving ordinary differential equations that model engineering problems.
- acquaint the student with the concepts of vector calculus, needed for problems in all engineering disciplines.
- develop an understanding of the standard techniques of complex variable theory so as
- enable the student to apply them with confidence, in application areas such as heat conduction, elasticity, fluid dynamics and flow of the electric current.
- make the student appreciate the purpose of using transforms to create a new domain in which it is easier to handle the problem that is being investigated.

UNIT I ORDINARY DIFFERENTIAL EQUATIONS**9+6**

Higher order linear differential equations with constant coefficients – Method of variation of parameters – Cauchy's and Legendre's linear equations – Simultaneous first order linear equations with constant coefficients.

UNIT II VECTOR CALCULUS**9+6**

Gradient, Divergence and Curl – Directional derivative – Irrotational and solenoidal vector fields – Vector integration – Green's theorem in a plane, Gauss divergence theorem and Stokes' theorem (excluding proofs) – Simple applications involving cubes and rectangular parallelepipeds.

UNIT III ANALYTIC FUNCTIONS**9+6**

Functions of a complex variable – Analytic functions – Necessary conditions, Cauchy – Riemann equation and Sufficient conditions (excluding proofs) – Harmonic and orthogonal properties of analytic function – Harmonic conjugate – Construction of analytic functions – Conformal mapping : $w = z+c$, cz , $1/z$, and bilinear transformation.

UNIT IV COMPLEX INTEGRATION**9+6**

Complex integration – Statement and applications of Cauchy's integral theorem and Cauchy's integral formula – Taylor and Laurent expansions – Singular points – Residues – Residue theorem – Application of residue theorem to evaluate real integrals – Unit circle and semicircular contour (excluding poles on boundaries).

UNIT V LAPLACE TRANSFORM**9+6**

Laplace transform – Conditions for existence – Transform of elementary functions – Basic properties – Transform of derivatives and integrals – Transform of unit step function and impulse functions – Transform of periodic functions. Definition of Inverse Laplace transform as contour integral – Convolution theorem (excluding proof) – Initial and Final value theorems – Solution of linear ODE of second order with constant coefficients using Laplace transformation techniques.

TOTAL : 75 PERIODS

OUTCOMES:

At the end of the course the students will be able to

- Have learnt the method of solving differential equations of certain types, including systems of differential equations that they might encounter in their studies of other subjects in the same or higher semesters.
- Have studied the basics of vector calculus comprising of gradient, divergence and curl and line, surface and volume integrals and the classical theorems involving them, which would be encountered by them in their engineering subjects in the same or higher semesters.
- Have a good grasp of analytic functions and their interesting properties which could be exploited in a few engineering areas and be introduced to the host of conformal mappings with a few standard examples that have direct application.
- Have grasped the basis of complex integration and the concept of contour integration which is an important tool for evaluation of certain integrals encountered in practice.
- Have a sound knowledge of Laplace transform and its properties and sufficient exposure to solution of certain linear differential equations using the Laplace transform technique which have applications in other subjects of the current and higher semesters.

TEXT BOOKS:


1. Grewal. B.S, "Higher Engineering Mathematics", 41st Edition, Khanna Publications, Delhi,(2011).
2. P.Jayakumar, B.Kishokkumar and M.Vimala, "Mathematics -II", Global Publishers, Chennai.,(2014).

REFERENCES:

1. Erwin Kreyszig., "Advanced Engineering Mathematics" 10th Edition, Wiley Publications.
2. Dass, H.K., and Er. RajnishVerma, "Higher Engineering Mathematics", S. Chand Private Ltd.,(2011).
3. T. Veerarajan., "Engineering Mathematics", 3rd Edition, Tata McGraw Hill, 2011.
4. Peter V. O'Neil, "Advanced Engineering Mathematics", 7th Edition, Cengage learning, (2012).
5. Ramana B.V, "Higher Engineering Mathematics", Tata McGraw Hill Publishing Company, New Delhi, (2008).

Mapping of Course Outcomes with Programme Outcomes
(1/2/3 indicates strength of correlation) 3-strong, 2-Medium, 1-Weak

COs	Programme Outcomes(POs)													
	PO1	PO2	PO3	PO4	PO5	PO6	PO7	PO8	PO9	PO10	PO11	PO12	PSO1	PSO2
CO1	3	3	2	3	-	-	-	-	-	-	-	2	3	3
CO2	3	2	3	2	-	-	-	-	-	-	-	3	3	3
CO3	3	3	3	2	-	-	-	-	-	-	-	2	3	3
CO4	3	2	3	3	-	-	-	-	-	-	-	3	3	3
CO5	3	3	2	3	-	-	-	-	-	-	-	3	3	3



COURSE OBJECTIVES:

To enable students to

- impart knowledge about the importance of vocabulary and grammar.
- help the students of engineering and technology develop a strong base in the use of English.
- improve the reading skills of the students so as to enable them to communicate with confidence in English.
- develop their basic speaking skills in order to deliver impromptu talks, participate with confidence in conversations.
- enable students to write / draft effective essays and emails for effective communication.

UNIT I VOCABULARY AND GRAMMAR**9**

General Vocabulary, Adverbs – appropriate word order to form sentences – Collocation - Compare and contrast -Idioms and their usage - compound nouns -Numerical expression -Purpose expression -Articles - Relative pronoun -Reported speech - Discourse markers- If conditional sentences – Editing-Wh Questions – One word Substitution

UNIT II LISTENING**9**

Listening to news and announcements, listening to a telephone conversation- Listening to model interviews –TED Talks- Interview Techniques

UNIT III READING**9**

Reading - Developing analytical skills, Deductive and inductive reasoning - Extensive reading-Reading articles in newspapers, journals, manuals- critical reading.

UNIT IV WRITING**9**

Business letters – Inviting Quotations, Placing Orders, writing official letters- complaint letters, invitation letters- requisition letters – writing a job application- Resume -Technical Report Writing – (Feasibility Reports, Accident Report, Survey Report)

UNIT V SPEAKING**9**

Syllable - Stress- Intonation- Silent Letters - Presentations on a given topic - Mini presentation in small groups – group discussions- mock interviews.

TOTAL : 45 PERIODS

COURSE OUTCOMES :

At the end of the course, the students will be able to

- Speak with clarity and confidence
- Write comprehensive and grammatically correct reports, job applications and draft e-mails.
- Make effective presentations using powerpoint.
- Participate successfully in Group Discussions.
- understand English and converse effectively.

TEXT BOOKS:

1. Elango.K, & Co., “Resonance” Cambridge University Press India Pvt.Ltd. New Delhi, 2013.
2. Dhanavel, S.P. English and Communication Skills for Students of Science and Engineering. Orient Blackswan, Chennai,2011.

REFERENCE BOOKS:

1. Raman, Meenakshi & Sangeetha Sharma. Technical Communication: Principles and Practice. Oxford University Press, New Delhi.2011.
2. Rizvi, Ashraf. M. Effective Technical Communication. Tata McGraw-Hill, New Delhi.2005
3. Rutherford, Andrea. J Basic Communication Skills for Technology. Pearson, New Delhi,2001.

Mapping of Course Outcomes with Programme Outcomes (1/2/3 indicates strength of correlation) 3-Strong, 2-Medium, 1-Weak														
COs	Programmes Outcomes (POs)													
	PO1	PO2	PO3	PO4	PO5	PO6	PO7	PO8	PO9	PO10	PO11	PO12	PSO1	PSO2
CO1	-	-	-	-	-	-	-	2	-	2	2	1	-	-
CO2	-	-	2	-	-	3	2	3	1	3	-	-	-	-
CO3	-	-	-	3	-	2	-	2	2	2	2	2	-	-
CO4	-	-	-	-	-	2	2	2	1	3	-	-	-	-
CO5	-	-	-	2	-	-	-	3	3	3	3	-	-	-



UNIT IV MAGNETIC MATERIALS

9

Introduction: basic definitions - origin of magnetic moment-Bohr magneton- magnetic materials: classification of dia, para, ferro magnetic materials. Ferro magnetic domains- energies involved in the growth of magnetic domains- hysteresis-explanation of hysteresis curve based on domain theory- soft and hard magnetic materials-ferrites - applications. Magneto resistance (MR) and giant magneto resistance (GMR).

UNIT V OPTICAL PROPERTIES OF MATERIALS

9

Classification of optical materials – absorption in metals, insulators & semiconductors -LED's: Organic LED's – polymer light emitting materials – plasma light emitting devices – LCD's: properties –twisted neamatic display – dynamic scattering display - comparison between LED and LCD. Optical data storage techniques: DVD, blue –ray disc and holographic data storage.

TOTAL: 45 PERIODS

COURSE OUTCOMES

At the end of the course, the students will be able to

- select the metals required for specific applications in the area of engineering and technology.
- distinguish between different types of semiconductor and determination of Hall co-efficient.
- classify different kinds of polarization mechanism and uses.
- identify different magnetic materials and giant magneto resistance.
- relate the different types of optical materials and applications.

TEXT BOOKS


1. V.Rajendran, "Materials Science", Tata McGraw- Hill, New Delhi, 2011.
2. S.Vadivel, A.Pannerselvam, Solid State Physics, Jaitech Publications, 2015 (Revised edition).

REFERENCES

1. Charles Kittel, "Introduction to Solid State Physics", John Wiley & sons, 7th edition, Singapore (2007).
2. P.K.Palanisamy, Materials Science. SCITECH Publishers, 2011.
3. M.Arumugam, Materials Science. Anuradha publishers, 2010.
4. S.O.Pillai, Solid State Physics. New Age International(P) Ltd., publishers, 2009
5. T.Pradeep, "A Text Book of Nanoscience and Nanotechnology", Tata McGraw Hill, New Delhi,2012.

Mapping of Course Outcomes with Programme Outcomes
(1/2/3 indicates strength of correlation) 3-Strong, 2-Medium, 1-Weak

COs	Programmes Outcomes (POs)													
	PO1	PO2	PO3	PO4	PO5	PO6	PO7	PO8	PO9	PO10	PO11	PO12	PSO1	PSO2
CO1	3	2	3	-	-	-	2	-	-	-	-	-	-	-
CO2	3	-	3	2	-	-	-	-	-	-	-	-	-	-
CO3	-	2	2	1	-	-	1	-	-	-	-	-	-	-
CO4	2	2	-	-	-	-	-	-	-	-	-	-	-	-
CO5	-	-	3	1	-	-	-	-	-	-	-	-	-	-



COURSE OBJECTIVES

The students are able to

- study about the principles of electrochemistry.
- know the mechanism of corrosion and its control.
- learn the principles and generation of fuel cells and various storage batteries.
- embellish the usage of chemistry to exhibit engineering materials.
- study about the principles of chem -informatics and its applications.

UNIT I ELECTROCHEMISTRY 9

Electrochemical cells-types- reversible and irreversible cells – EMF –measurement of emf-Single electrode potential – Nernst Equation (derivation and problem) – reference electrodes – standard hydrogen electrode - calomel electrode – Ion selective electrode – glass electrode – measurement of pH – electrochemical series – significance -potentiometric titrations (redox – Fe^{2+} Vs dichromate).

UNIT II CORROSION AND CORROSION CONTROL 9

Corrosion-Causes-Types-Chemical corrosion - Pilling-Bedworth rule – electrochemical corrosion – mechanism - galvanic corrosion – differential aeration corrosion – factors influencing corrosion – corrosion control – sacrificial anode and impressed cathodic current methods – corrosion inhibitors – protective coatings – preliminary treatment – Paints – constituents and function - electroplating (Au) – electroless plating (Ni).

UNIT III NONCONVENTIONAL ENERGY SOURCES AND STORAGE DEVICES 9

Nuclear energy-fission and fusion reaction and light water nuclear reactor for power generation (block diagram only)-breeder reactor-solar energy conversion-solar cells-wind energy-Fuels cells-hydrogen-oxygen fuel cell-batteries-alkaline batteries-lead acid-nickel cadmium, lithium batteries and Nano batteries.

UNIT IV ENGINEERING MATERIALS 9

Refractories – classification – acidic, basic and neutral refractories – properties (refractoriness, refractoriness under load, dimensional stability, porosity, thermal spalling) – manufacture of alumina, magnesite and zirconia bricks. Lubricants – mechanism of lubrication, liquid lubricants, - properties – viscosity index, flash and fire points, cloud and pour points, oilyness) – solid lubricants – graphite and

molybdenum sulphide. Nanomaterials – introduction to nanochemistry – carbon nanotubes and their applications.

UNIT V CHEMINFORMATICS

9

Definition – coordinate –bonds –bond length – bond angles – torsional angles – chemical structure – definition - conformation – representation of structural information – linear format – SMILEYF notation – MOL format – PDB format – storage of structural data in a database - structural keys – finger print - canonical structure – similarity search –sub structure search - application of chem-informatics in drugs designing.

TOTAL : 45 PERIODS

COURSE OUTCOMES

- Understand the impact of engineering solutions in a global, economic, environmental and societal context .
- Knowing the rate of corrosion of a given metal in a given environment and identify appropriate control techniques to avoid corrosion.
- To recognize the energy densities of energy sources.
- Understand the Engineering materials and use these materials in various fields. Identify appropriate lubricant for different engineering applications.
- Understand the basics concept of dry designing by chem-informatics.

TEXT BOOKS

1. B. Sivasankar, “Engineering Chemistry”, Tata McGraw-Hill Pub. Co. Ltd., New Delhi (2008).
2. B.K. Sharma, “Engineering Chemistry”, Krishna Prakasam Media (P) Ltd., Meerut (2001).

REFERENCE BOOKS

1. P.C. Jain and Monica Jain, “Engineering Chemistry” DhanpatRai Pub. Co., New Delhi, 15th Edition, 2008(Revised Edition 2012).
2. Bahl B.S.,Tuli G.D. and ArunBahl., Essential of Physical Chemistry, S.Chand& Co. Ltd., New Delhi (2010).
3. Puri B.R., Sharma L.R. and Pathania M.S., Principles of Physical chemistry, ShobanLalNagin Chand & Co., New Delhi (2008) .
4. R.Sivakumar and N.Sivakuamr, “Engineering Chemistry”, Tata McGraw-Hill publishing company limited, New Delhi, (2012).

5. RajarshiGuha and Andreas Bender “Computational approaches in chem-informatics and bioinformatics” Wiley Publishers, Cambridge (2011).

Mapping of course outcome with Programme Outcomes (S/M/W indicates strength of correlation) S-Strong-3, M-Medium=2 , W-Weak=1.														
CO	Programmes Outcomes(POs)													
	PO1	PO2	PO3	PO4	PO5	PO6	PO7	PO8	PO9	PO10	PO11	PO12	PSO1	PSO2
CO1	1	2	2	1	2	1	3	1	2	-	1	2	-	-
CO2	3	-	1	3	-	1	-	3	1	2	2	3	-	-
CO3	2	2	1	1	2	1	3	2	1	2	1	1	-	-
CO4	1	-	2	2	2	1	2	3	-	1	-	2	-	-
CO5	-2	2	-	-	-	1	3	2	2	2	1	2	-	-



COURSE OBJECTIVES

- To enable the students with various concepts like dimensioning, conventions and standards related to Engineering Drawing
- To impart knowledge on projection of points, lines and plane surfaces
- To improve the visualization skills for better understanding of projection of solids
- To develop the imaginative skills of the students required to understand Section of solids and Developments of surfaces
- To make the students understand the viewing perception of a solid object in Isometric and Perspective projections

Concepts and Conventions (Not for Examination)**2**

Importance of graphics in engineering applications – Use of drafting instruments – BIS conventions and specifications – Size, layout and folding of drawing sheets – Lettering and dimensioning.

UNIT I PLANE CURVES AND FREE HAND SKETCHING**8+6****Curves used in engineering practices:**

Conics – Construction of ellipse, Parabola and hyperbola by eccentricity method – Construction of cycloid, Epicycloid and Hypocycloid – construction of involutes of square and circle – Drawing of tangents and normal to the above curves. Construction of Spiral curve.

Free hand sketching:

Representation of Three Dimensional objects – General principles of orthographic projection – Need for importance of multiple views and their placement – First angle projection – layout views – Developing visualization skills through free hand sketching of multiple views from pictorial views of objects.

UNIT II PROJECTION OF POINTS, LINES AND PLANE SURFACES**8+6**

Orthographic projection- principles-Principal planes-First angle projection-projection of points. Projection of straight lines (only First angle projections) inclined to both the principal planes -Determination of true lengths and true inclinations by rotating line method and traces. Projection of planes inclined to both the principal planes by rotating object method.

Projection of simple solids like prisms, pyramids, cylinder, cone and truncated solids when the axis is inclined to one of the principal planes by rotating object method.

UNIT IV PROJECTION OF SECTIONED SOLIDS AND DEVELOPMENT OF SURFACES

8+6

Sectioning of above solids in simple vertical position when the cutting plane is inclined to the one of the principal planes and perpendicular to the other – obtaining true shape of section. Development of lateral surfaces of simple and sectioned solids – Prisms, pyramids cylinders and cones. Development of lateral surfaces of solids with cut-outs and holes.

UNIT V ISOMETRIC AND PERSPECTIVE PROJECTIONS

8+6

Principles of isometric projection – isometric scale – Isometric projections of simple solids and truncated solids - Prisms, pyramids, cylinders, cones- combination of two solid objects in simple vertical positions and miscellaneous problems. Perspective projection of simple solids-Prisms, pyramids and cylinders by visual ray method.

INTRODUCTION TO INTERSECTION OF SOLIDS (Not for Examination)

5

Introduction to intersection of surfaces – Line of intersection – Intersection of solids

TOTAL (45+30): 75 PERIODS

COURSE OUTCOMES

On Completion of the course the student will be able to

- Perform free hand sketching of basic geometrical constructions and multiple views of objects.
- Draw the projections of points, straight lines and plane surfaces in given quadrant
- Understand the projection of solids in various positions in first quadrant
- Draw projections and solids and development of surfaces.
- Prepare isometric and perspective sections of simple solids.

TEXT BOOK

1. Natrajan K.V., “A text book of Engineering Graphics”, Dhanalakshmi Publishers, Chennai, 2009.
2. Prabhakaran.S, Makesh.M, Subburam.V, “Engineering Graphics”, Sams Publishers, Chennai, 2014.

REFERENCES

1. Gopalakrishna K.R., “Engineering Drawing” (Vol. I&II combined), Subhas Stores, Bangalore, 2007.
2. Luzzader, Warren.J. and Duff,John M., “Fundamentals of Engineering Drawing with an introduction to Interactive Computer Graphics for Design and Production, Eastern Economy Edition, Prentice Hall of India Pvt. Ltd, New Delhi, 2005.
3. Shah M.B., and Rana B.C., “Engineering Drawing”, Pearson, 2nd Edition, 2009.
4. Venugopal K. and Prabhu Raja V., “Engineering Graphics”, New Age International (P) Limited, 2008.

5. Basant Agarwal and Agarwal C.M., “Engineering Drawing”, Tata McGraw Hill Publishing Company Limited, New Delhi, 2008.

WEBLINK

- <http://www.nptel.ac.in/courses/112103019>
- <http://www.engineeringdrawing.org/>
- <http://www.mechanical.in/engineering-graphics/>

Publication of Bureau of Indian Standards:

- IS 10711 – 2001: Technical products Documentation – Size and lay out of drawing sheets.
- IS 9609 (Parts 0 & 1) – 2001: Technical products Documentation – Lettering.
- IS 10714 (Part 20) – 2001 & SP 46 – 2003: Lines for technical drawings.
- IS 11669 – 1986 & SP 46 – 2003: Dimensioning of Technical Drawings.
- IS 15021 (Parts 1 to 4) – 2001: Technical drawings – Projection Methods.

CO - PO Mapping

Mapping of Course Outcomes with Programme Outcomes (1/2/3 indicates strength of correlation) 3-Strong, 2-Medium, 1-Weak														
COs	Programme Outcomes(POs)													
	PO1	PO2	PO3	PO4	PO5	PO6	PO7	PO8	PO9	PO 10	PO11	PO12	PSO1	PSO2
CO1	3	3	3	3	3	1	-	-	-	-	1	1	2	1
CO2	3	3	3	3	3	1	-	-	-	-	1	1	2	1
CO3	3	3	3	3	3	1	-	-	-	-	1	1	2	1
CO4	3	3	3	3	3	1	-	-	-	-	1	1	2	1
CO5	3	3	3	3	3	1	-	-	-	-	1	1	2	1



COURSE OBJECTIVES

The student should be made to:

- Achieve an understanding of fundamental data structures and the tradeoffs between different implementations of these abstractions.
- Be exposed to Theoretical analysis, implementation, and application.
- Learn linear data structures – list, stack, and queue.
- Be exposed to sorting, searching and hashing algorithms.
- Understand various algorithm design and analysis techniques.

UNIT I LINEAR STRUCTURES**9**

Abstract Data Types (ADT) - List ADT -array-based implementation -linked list implementation -cursor-based linked lists -doubly linked lists -applications of lists - Stack ADT - Queue ADT - circular queue implementation -Applications of stacks and queues

UNIT II TREE STRUCTURES**9**

Tree ADT -tree traversals -left child right sibling data structures for general trees -Binary Tree ADT - expression trees - applications of trees -binary search tree ADT- AVL trees – binary heaps.

UNIT III HASHING AND SETS**9**

Hashing –Separate Chaining – Open Addressing – Rehashing – Extendible Hashing – - Disjoint Set ADT - dynamic equivalence problem -smart union algorithms - path compression – applications of Sets.

UNIT IV GRAPHS**9**

Definitions - Topological sort - breadth-first traversal - shortest-path algorithms - minimum spanning tree - Prim's and Kruskal's algorithms -Depth-first traversal – bi connectivity -Euler circuits - applications of graphs

UNIT V ALGORITHM DESIGN AND ANALYSIS**9**

Introduction to algorithm design techniques: Greedy algorithms, Divide and conquer, Dynamic programming, backtracking, branch and bound, Randomized algorithms – Introduction to algorithm analysis: asymptotic notations, recurrences – Introduction to NP-complete problems

TOTAL PERIODS 45

COURSE OUTCOMES:

At the end of the course, the student should be able to:

- Understand the concepts of data structure, data type and array data structure.
- Implement linked list data structure to solve various problems
- Understand and apply various data structure such as stacks, queues, trees and graphs to solve various computing problems using C-programming language.
- Implement and know when to apply standard algorithms for searching and sorting.
- Analyze algorithms and determine their time complexity.

TEXT BOOKS

1. M. A. Weiss, "Data Structures and Algorithm Analysis in C", Pearson Education Asia, 2002.
2. ISRD Group, "Data Structures using C", Tata McGraw- Hill Publishing Company Ltd., 2006.


REFERENCES:

1. A. V. Aho, J. E. Hopcroft, and J. D. Ullman, "Data Structures and Algorithms", Pearson Education, 2009.
2. R. F. Gilberg, B. A. Forouzan, "Data Structures", Second Edition, Thomson India Edition, 2008.
3. M. Tenenbaum, Y. Langsam, and M. J. Augenstein, "Data Structures using C", Pearson Education, 2007.
4. K.S. Easwarakumar, Object Oriented Data Structures using C++, Vikas Publishing House pvt.Ltd., 2010.
5. Sara Baase and A. Van Gelder, "Computer Algorithms", Third Edition, Pearson Ed., 2011

WEB LINKS:

1. <http://www.nptel.ac.in/>
2. <http://freevideolectures.com/Course/2279/Data-Structures-And-Algorithms>
3. <https://www.youtube.com/watch?v=RpRRUQFbePU>

Mapping of Course Outcomes with Programming Outcomes (1/2/3 indicates strength of correlation) 3-Strong, 2-Medium, 1-Weak														
COs	Programme Outcomes(POs)												Programme Specific Outcomes (PSOs)	
	PO1	PO2	PO3	PO4	PO5	PO6	PO7	PO8	PO9	PO10	PO11	PO12	PSO1	PSO2
CO1	2	3	3	3	1	-	-	-	-	-	-	3	3	3
CO2	3	2	3	3	-	-	-	-	-	-	-	2	3	3
CO3	1	3	1	1	-	1	1	-	-	-	-	2	3	3
CO4	3	3	3	3	-	-	-	-	-	-	-	1	1	3
CO5	3	1	3	1	-	2	-	-	-	-	-	3	3	2



(COMMON TO ALL BRANCHES)

PHYSICS LABORATORY- II

COURSE OBJECTIVES

To enable the students to

- assess various experiments to enhance the basic understanding and concepts of physics in properties of matter, optics and semiconductor.
- acquire the concept of moment of inertia and rigidity modulus using torsional pendulum.

LIST OF EXPERIMENTS

1. Determination of Young's modulus by uniform bending method.
2. Determination of band gap of a semiconductor.
3. Determination of coefficient of viscosity of a liquid –Poiseuille's method.
4. Determination of thickness of a thin wire – Air wedge method.
5. Determination of rigidity modulus – Torsion pendulum.

COURSE OUTCOMES

At the end of course, the student will be able to

- apply physics principles to perceive mechanical, electrical, and optical characteristics of materials.
- determine the moment of inertia and rigidity modulus of the given material.

CHEMISTRY LABORATORY-II

COURSE OBJECTIVES

To enable the students to

- develop the practical knowledge through the instrumental methods of chemical analysis, role of chemistry in engineering applications and environmental impact of water.
- acquaint the students on handling instruments for chemical analysis.

LIST OF EXPERIMENTS

1. Determination of alkalinity in water sample.
2. Determination of total, temporary, and permanent hardness of water by EDTA method.
3. Estimation of copper content of the given solution by EDTA method.
4. Estimation of iron content of the given solution using potentiometer.
5. Conductometric precipitation titration using BaCl_2 and Na_2SO_4 .


TOTAL: 30 PERIODS

COURSE OUTCOMES

At the end of course, the student will be able to

- know the concepts of water hardness and analyse various types of water.
- familiar on instrumental analysis method for the presence of metals.

Mapping of Course Outcomes with Programme Outcomes (1/2/3 indicates strength of correlation) 3-Strong, 2-Medium, 1-Weak														
COs	Programmes Outcomes (POs)													
	PO1	PO2	PO3	PO4	PO5	PO6	PO7	PO8	PO9	PO10	PO11	PO12	PSO1	PSO2
CO1	2	2	3	-	-	-	2	-	-	-	-	-	-	-
CO2	2	-	2	2	-	-	-	-	-	-	-	-	-	-
CO3	-	3	3	1	-	-	2	-	-	-	-	-	-	-
CO4	2	2	-	-	-	-	-	-	-	-	-	-	-	-



COURSE OBJECTIVES

The students should be made to:

- Demonstrate familiarity with major algorithms and data structures.
- Analyze performance of algorithms.
- Choose the appropriate data structure and algorithm design method for a specified application.
- Determine which algorithm or data structure to use in different scenarios.

LIST OF EXPERIMENTS

1. Implement singly and doubly linked lists.
2. Represent a polynomial as a linked list and write functions for polynomial addition.
3. Implement stack and use it to convert infix to postfix expression
4. Implement an expression tree. Produce its pre-order, in-order, and post-order traversals.
5. Implement binary search tree.
6. Implement priority queue using heaps
7. Implement hashing techniques.
8. Implement Dijkstra's algorithm using priority queues
9. Implement Greedy algorithm using C.
10. Implement Branch and bound, Divide and Conquer algorithm using C.

TOTAL PERIODS: 30

COURSE OUTCOMES

At the end of the course, the student should be able to:

- Understand the importance of structure and abstract data type, and their basic usability in different applications through C programming.
- Understand the linked implementation, and its uses both in linear and non-linear data structure.
- Understand various data structure such as stacks, queues, trees, graphs, etc. to solve various computing problems.
- Implement various kinds of searching and sorting techniques, and know when to choose which technique.

LIST OF EQUIPMENT FOR A BATCH OF 30 STUDENTS:

- Standalone desktops with C compiler 30 Nos.

(or)

- Server with C compiler supporting 30 terminals or more.

Mapping of Course Outcomes with Programming Outcomes
(1/2/3 indicates strength of correlation) 3-Strong, 2-Medium, 1-Weak

COs	Programme Outcomes(POs)												Programme Specific Outcomes (PSOs)	
	PO1	PO2	PO3	PO4	PO5	PO6	PO7	PO8	PO9	PO10	PO11	PO12	PSO1	PSO2
CO1	2	3	1	3	-	-	-	-	-	-	-	3	3	3
CO2	3	2	3	3	-	-	-	-	-	-	-	2	3	1
CO3	2	3	2	-	1	-	1	-	-	-	-	2	2	3
CO4	3	3	3	3	-	-	-	-	-	-	-	1	1	3



COURSE OBJECTIVES:**To enable the students to**

- Instill the basic communication concepts to enhance students' communication skills through various lab sessions.
- Help students develop the ability to communicate effectively in spoken English.
- Help students develop their soft skills and interpersonal skills.
- Increase employability by developing students' communication skills in English.

UNIT I FORMAL & INFORMAL CONVERSATION PRACTICE**9**

Role Play conversations - with family members, neighbors, friends, relatives etc. Simple expressions - agreeing/disagreeing, persuading, wishing, consoling, advising, arguing, expressing opinion etc. - Professional dialogues with superiors - Conversation with different professionals in - Government and Corporate Offices, Official Meetings, Educational Institutions, (At the railway junction, malls, post office, bank) etc. everyday usage of English

UNIT II ORAL REVIEW, RADIO SHOW & NARRATIVE TECHNIQUES**9**

Oral review of books - Presentation of various radio programs like news, announcements, advertisements, entertainment programs etc. as a team activity. Understanding the basic narrative techniques - Narrating short stories, Narrating real life experiences, Oral interpretation of charts, tables, graphs.

UNIT III RESUME / LETTER WRITING**9**

Preparation of resume- structure - Types of resume - writing the vision statement - Objectives - Types of Letter - Job Application - accepting/declining a job offer.

UNIT IV PRESENTATION SKILLS & GROUP DISCUSSION**9**

Elements of effective presentation - Structure of a presentation - Speech acts - effective use to presentation tools - Audience analysis - Preparing the PPT slides - Video samples - Importance of GD - in the selection process - Structure of a GD - Moderator - led and other GDs - Strategies in GD - Team work - Body Language - Mock GD - Video samples

UNIT V INTERVIEW SKILLS

Kinds of interviews – one to one, group interview, telephone interview, online interview, stress interview -
Required Skills – Corporate culture – Mock interviews - Video samples.

COURSE OUTCOMES:

- listen and comprehend classroom lectures, short talks and conversations.
- read, interpret and analyze a given text effectively, and use cohesive devices in spoken and written English.
- understand English and converse effectively.
- write flawless sentences, Job application.

TEXTBOOKS:

- Kalpana.V&Co.,“Communication Skills Laboratory Manual”, Vijay Nicole Imprints Pvt.Limited, Chennai.2013
- Rizvi,Ashraf. M.Effective Technical Communication.Tata McGraw-Hill,New Delhi.2005.

REFERENCE BOOKS:

- Anderson,P.V.“Technical Communication”, Thomson Edition, New Delhi,2007.
- Kumar Sanjay,Pushp Lata,“Communication Skills(With CD)”, Oxford University Press, New Delhi.2011

Mapping of Course Outcomes with Programme Outcomes (1/2/3 indicates strength of correlation) 3-Strong, 2-Medium, 1-Weak														
COs	Programmes Outcomes (POs)													
	PO1	PO2	PO3	PO4	PO5	PO6	PO7	PO8	PO9	PO10	PO11	PO12	PSO1	PSO2
CO1	-	-	-	-	-	-	-	2	2	3	3	1	-	-
CO2	-	-	-	2	3	-	1	2	-	3	3	1	-	-
CO3	-	-	-	-	-	-	-	-	-	3	1	1	-	-
CO4	-	-	-	-	3	1	1	-	2	3	3	1	-	-

